

Standard



Premium Finish Face Mix Technology

The original paving stone shape offers contemporary elegance for commercial and residential projects.

RECOMMENDED APPLICATIONS



Patios




Walkways




Residential Driveway/Parking

COLOURS:



Natural



Charcoal



Northern Shadow



Somerset

AVAILABLE SIZES:



4-7/16" x 4-7/16"



8-7/8" x 4-7/16"



8-7/8" x 8-7/8"

BLOCK SPECIFICATION:



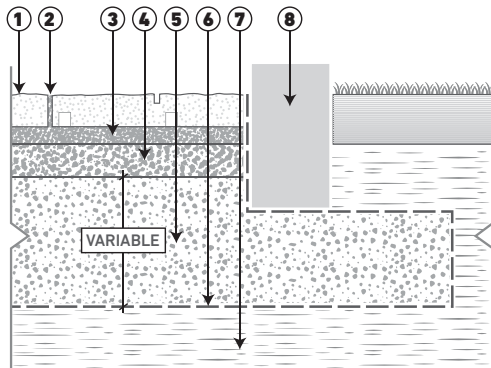
No.	Size (in)	Pieces per sq.ft.	Sq.ft. per Pallet	Shipping Weight	PCS / Pallet
1	4-7/16" x 4-7/16" x 2-3/8" 112.5mm x 112.5mm x 60mm	7.2	98	1225kg / 2700lbs	720
2	8-7/8" x 4-7/16" x 2-3/8" 225mm x 112.5mm x 60mm	3.6	98	1225kg / 2700lbs	360
3	8-7/8" x 8-7/8" x 2-3/8" 225mm x 225mm x 60mm	1.8	98	1225kg / 2700lbs	180

All sizes including 3 mm Spacer Bars

INSTALLATION INSTRUCTIONS:

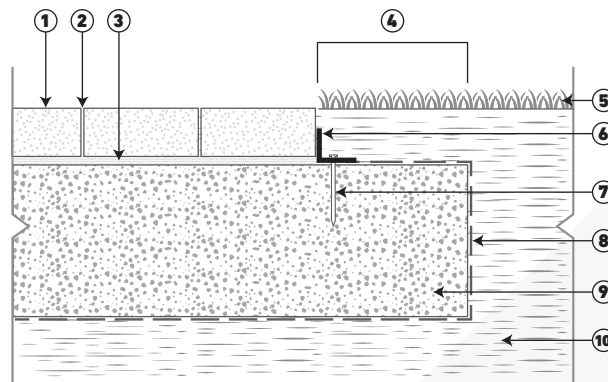
Permeable Installation

FULL EXFILTRATION



- 1 Paver
- 2 Joint filling material ASTM No 10 (CSA 2-3mm) aggregate
- 3 Bedding course 1 1/5" to 2" (40 to 50 mm) ASTM No 8 (CSA 2.5-10mm) aggregate
- 4 Base course 4" (100mm) ASTM No 57 (CSA 5-28mm) aggregate foundation thickness
- 5 Subbase course ASTM No 2 (CSA 40-80mm) aggregate
- 6 Geotextile (optional)
- 7 Subgrade
- 8 Concrete Edge

Sand Set Installation



- 1 Paver
- 2 Sand joint fill
- 3 Bedding Sand 1"
- 4 Extra width equal to foundation thickness
- 5 Lawn
- 6 Plastic edge or other type of edge restraint
- 7 Nail
- 8 Geotextile (optional)
- 9 Compacted aggregate base with 3/4" minus material
- 10 Subgrade