

## Old Village Stone



### Premium Finish Face Mix Technology

Irregular, slightly broken edges and corners create the effect of old European charm.

### RECOMMENDED APPLICATIONS



Patios



Walkways



Residential Driveway/Parking

### COLOURS:



Natural



Charcoal



Winter Sky



Espresso

### AVAILABLE SIZES:




6" x 6"



6" x 9"



6" x 12"



12" x 12"

### BLOCK SPECIFICATION:



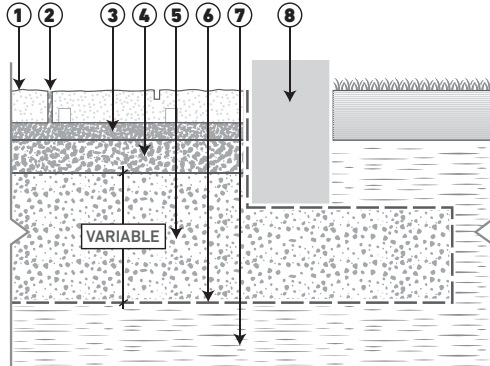
No.	Size (in)	Pieces per sq.ft.	Sq.ft. per Pallet	Shipping Weight	PCS / Pallet
1	6" x 6" x 2-3/8" 151mm x 151mm x 60mm	4	108	1361kg / 3000lbs	432
2	6" x 9" x 2-3/8" 151mm x 228mm x 60mm	2.67	101.25	1329kg / 2930lbs	270
3	6" x 12" x 2-3/8" 151mm x 304mm x 60mm	2	108	1361kg / 3000lbs	216
4	12" x 12" x 2-3/8" 304mm x 304mm x 60mm	1	108	1426kg / 3143lbs	108

All sizes including 3 mm Spacer Bars

## INSTALLATION INSTRUCTIONS:

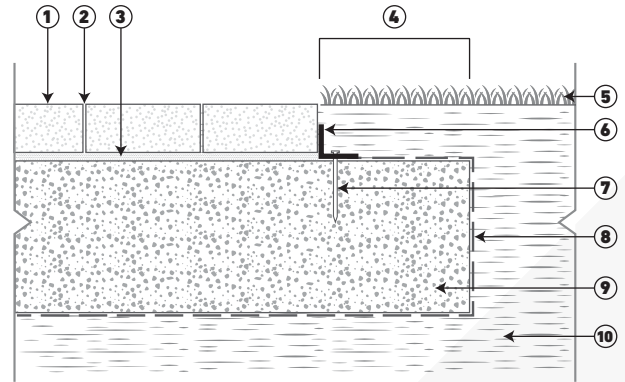
### Permeable Installation

#### FULL EXFILTRATION



- 1 Paver
- 2 Joint filling material ASTM No 10 (CSA 2-3mm) aggregate
- 3 Bedding course 1 1/5" to 2" (40 to 50 mm) ASTM No 8 (CSA 2.5-10mm) aggregate
- 4 Base course 4" (100mm) ASTM No 57 (CSA 5-28mm) aggregate foundation thickness
- 5 Subbase course ASTM No 2 (CSA 40-80mm) aggregate
- 6 Geotextile (optional)
- 7 Subgrade
- 8 Concrete Edge

### Sand Set Installation



- 1 Paver
- 2 Sand joint fill
- 3 Bedding Sand 1"
- 4 Extra width equal to foundation thickness
- 5 Lawn
- 6 Plastic edge or other type of edge restraint
- 7 Nail
- 8 Geotextile (optional)
- 9 Compacted aggregate base with 3/4" minus material
- 10 Subgrade