

Victorian Cobble



Premium Finish Face Mix Technology

Victorian Cobble is manufactured on a mixed pallet containing 4 pavers of different lengths. With its cleft surface appearance and wider joints, the Victorian Cobble has a timeless appeal. The Victorian Cobble is installed in a running bond or Random pattern. If installed as a permeable paver the infiltration rate is greater than 300 inches per hour.

RECOMMENDED APPLICATIONS



Patios



Walkways




Residential Driveway/Parking

COLOURS:



Winter Sky



Charcoal

UNIT SIZES: (COMBO MOLD)



5-3/16" x 5-3/16"



6-1/2" x 5-3/16"



7-3/4" x 5-3/16"



9-1/8" x 5-3/16"

BLOCK SPECIFICATION:



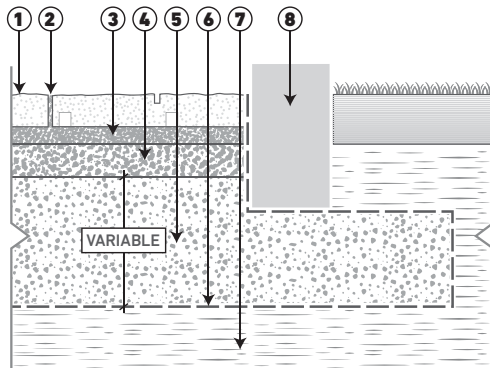
No.	Size (in)	PCS / Pallet	Sq.ft. per Pallet	Shipping Weight
1	5-3/16" x 5-3/16" x 2-3/8" 132mm x 132mm x 60mm	108	108	1290kg / 2700lbs
2	6-1/2" x 5-3/16" x 2-3/8" 165mm x 132mm x 60mm	108		
3	7-3/4" x 5-3/16" x 2-3/8" 198mm x 132mm x 60mm	90		
4	9-1/8" x 5-3/16" x 2-3/8" 232mm x 132mm x 60mm	108		

Wide spacer bars designed for permeable and sand set installation

INSTALLATION INSTRUCTIONS:

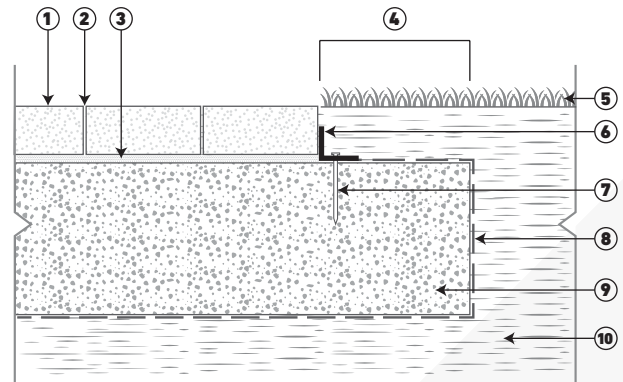
Permeable Installation

FULL EXFILTRATION



- 1 Paver
- 2 Joint filling material ASTM No 10 (CSA 2-3mm) aggregate
- 3 Bedding course 1 1/5" to 2" (40 to 50 mm) ASTM No 8 (CSA 2.5-10mm) aggregate
- 4 Base course 4" (100mm) ASTM No 57 (CSA 5-28mm) aggregate foundation thickness
- 5 Subbase course ASTM No 2 (CSA 40-80mm) aggregate
- 6 Geotextile (optional)
- 7 Subgrade
- 8 Concrete Edge

Sand Set Installation



- 1 Paver
- 2 Sand joint fill
- 3 Bedding Sand 1"
- 4 Extra width equal to foundation thickness
- 5 Lawn
- 6 Plastic edge or other type of edge restraint
- 7 Nail
- 8 Geotextile (optional)
- 9 Compacted aggregate base with 3/4" minus material
- 10 Subgrade

PATTERNS

