

# Hampton VibroPressed Slabs

Premium Finish Face Mix Technology with a light shot-blast



18"x18" Charcoal

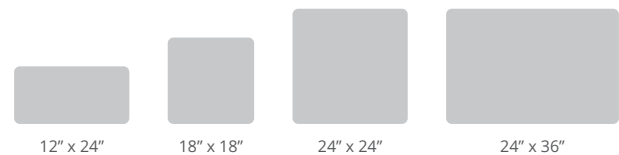
The textured surface of the Hampton slab is achieved by inserting the slab units into a Shot Blasting Machine. Where steel pellets are directed at the surface of the slabs creating an even micro blast appearance. This subtle exposure adds depth to the visual presentation of the Hampton Slab.

## VIBROPRESS TECHNOLOGY

Our state-of-the-art manufacturing process is able to bring the quality of slabs to the next level. The dimensional accuracy and high flexural strength make the Hampton the go to slab.



## INDIVIDUAL SIZES:



Size (in)	Pieces per sq.ft.	Sq.ft. per Pallet	Shipping Weight	PCS / Pallet
"12" x 24" x 2"	0.5	88	1000kg / 2200lbs	44
"18" x 18" x 2"	0.44	99	1113kg / 2454lbs	44
"24" x 24" x 2"	0.25	88	1000kg / 2200lbs	22
"24" x 36" x 2"	0.17	132	1472kg / 3246lbs	22

All sizes including 3 mm Spacer Bars

## RECOMMENDED APPLICATIONS



Patios



Walkways




Decks




Pedestal Set



**Natural**



**Charcoal**



**Pearl White**

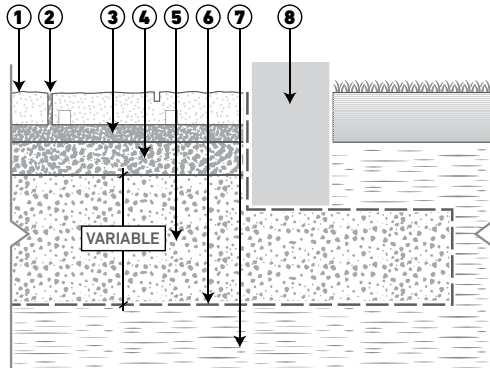
*Special Order*



# Installation Instructions:

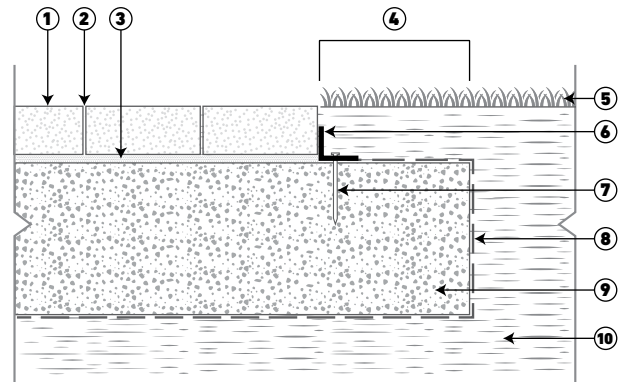
## Permeable Installation

### FULL EXFILTRATION



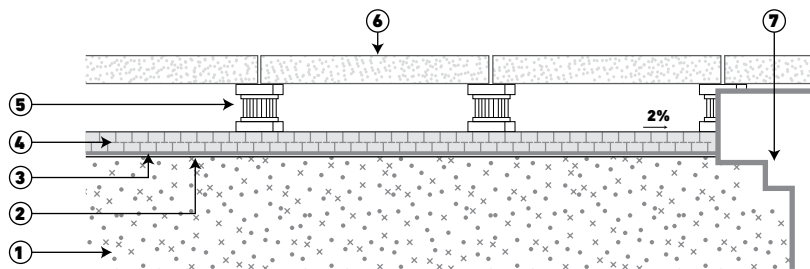
- 1 Slab
- 2 Joint filling material ASTM No 10 (CSA 2-3mm) aggregate
- 3 Bedding course 1 1/5" to 2" (40 to 50 mm) ASTM No 8 (CSA 2.5-10mm) aggregate
- 4 Base course 4" (100mm) ASTM No 57 (CSA 5-28mm) aggregate foundation thickness
- 5 Subbase course ASTM No 2 (CSA 40-80mm) aggregate
- 6 Geotextile (optional)
- 7 Subgrade
- 8 Concrete Edge

## Sand Set Installation



- 1 Slab
- 2 Sand joint fill
- 3 Bedding Sand 1"
- 4 Extra width equal to foundation thickness
- 5 Lawn
- 6 Plastic edge or other type of edge restraint
- 7 Nail
- 8 Geotextile (optional)
- 9 Compacted aggregate base with 3/4" minus material
- 10 Subgrade

## Pedestal Set Installation



- 1 Structural deck
- 2 Waterproof membrane
- 3 Protection board and/or Drain mat
- 4 Rigid insulation
- 5 Pedestals
- 6 Slab
- 7 Roof drain