

Dorado 3-Piece Combo

Premium Finish Face Mix Technology


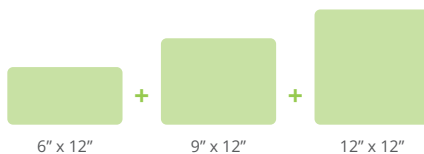


Photo courtesy of Express Landscaping

3-Piece Combo - Winter Sky

The 3-piece combo gives you the same layout as our popular Coastal Slate but with a flat surface instead of the riven face of the Coastal Slate.

COMBO MOLD 3-PIECE:



Size (in)	Type	Sq.ft. per Pallet	Shipping Weight	PCS / Pallet
6" x 12" x 2-3/8" 151mm x 304mm x 60mm	C	108	1361kg / 3000lbs	54
9" x 12" x 2-3/8" 228mm x 304mm x 60mm	E			36
12" x 12" x 2-3/8" 304mm x 304mm x 60mm	F			54

All sizes including 3 mm Spacer Bars

COMBO MOLD PALLET LAYOUT

Images below show the paver configuration on the pallet, see page 34 for laying pattern.

3-Piece

F	F	F	F
E	E	C	C
F	C	C	C

RECOMMENDED APPLICATIONS



Patios



Walkways



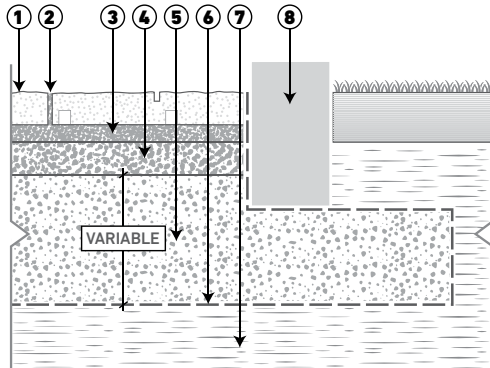
Residential Driveway/Parking

**Natural****Charcoal****Winter Sky****Birchwood****Espresso**

Installation Instructions:

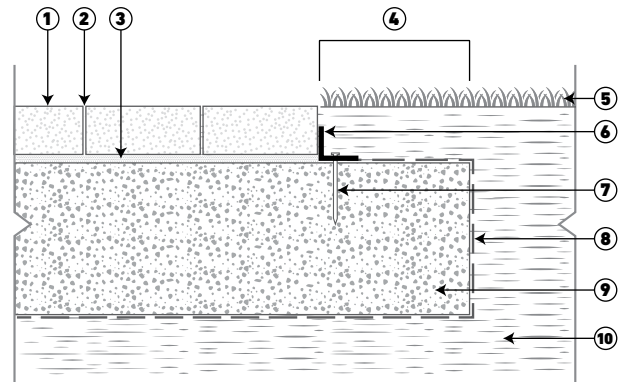
Permeable Installation

FULL EXFILTRATION



- 1 Paver
- 2 Joint filling material ASTM No 10 (CSA 2-3mm) aggregate
- 3 Bedding course 1 1/5" to 2" (40 to 50 mm) ASTM No 8 (CSA 2.5-10mm) aggregate
- 4 Base course 4" (100mm) ASTM No 57 (CSA 5-28mm) aggregate foundation thickness
- 5 Subbase course ASTM No 2 (CSA 40-80mm) aggregate
- 6 Geotextile (optional)
- 7 Subgrade
- 8 Concrete Edge

Sand Set Installation



- 1 Paver
- 2 Sand joint fill
- 3 Bedding Sand 1"
- 4 Extra width equal to foundation thickness
- 5 Lawn
- 6 Plastic edge or other type of edge restraint
- 7 Nail
- 8 Geotextile (optional)
- 9 Compacted aggregate base with 3/4" minus material
- 10 Subgrade

H-20
HS-20

All our pavers meet the H-20/H-S20 loading requirements. This determination allows for an occasional heavy vehicle such as a fire truck driving on the pavers. Specific site requirements will determine the appropriate paver usage. For example, heavily trafficked areas require more robust pavers installed in specific laying patterns.

For more information on H-20/HS-20 Loading, please visit:
www.newstonegroup.ca/H-20-HS-20-Loading.pdf



Scan QR code
for more information